



Natural Resource Leadership Academy (NRLA)

OSU NON-DEGREE ADMIT PROCESS

(Please complete ASAP; requires two business days for processing time)

If you are NOT currently admitted to OSU, then you must complete a Graduate Non-Degree Admission Application in order to register for any NRLA courses for credit. This is a quick admittance for students not currently declaring an OSU degree.

Complete and submit the online admission application, along with your \$35 non-refundable payment (credit/debit cards only) to the OSU Admissions Office. Within two business days, you will receive an email confirmation containing your **OSU Student ID, GAP** (General Access PIN; your birthday in mmddyy format), along with instructions about how to set up your **OSU (ONID) Email** account and register for course(s). Be sure to set up your ONID, as this is the ONLY means by which you will receive OSU billing statements.

International Participants: please contact Laura Collins (below) to discuss options for attending the conference.

Directions: Graduate Non-Degree

1. Go to <http://admissions.oregonstate.edu/non-degree-student-admission-information>
2. Please read the information on **Non-Degree Student Admission Information**
3. Click **'Apply Now'** at the top of the page when you are ready to begin
4. Scroll down to "Non-Degree" and click **'fill out the graduate application'**
5. Click **'Create new account'**, located just under the LOGIN button, then enter your first name, last name, email address and click the **'Submit'** button.

New Account Registration

Enter your information below and click the submit button to create your account. You will receive an e-mail containing a link to create your password.

Please enter your name as it is spelled on your passport. **Do not use all uppercase letters.**

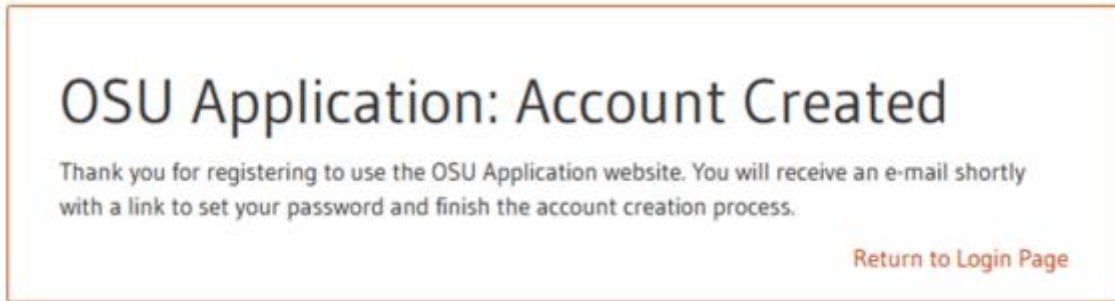
Please **do not use a Microsoft email**, more information is [available here](#).

First Name	<input type="text" value="Summer"/>
Last Name	<input type="text" value="Session"/>
Email	<input type="text" value="summer.session@oregonstate.edu"/>

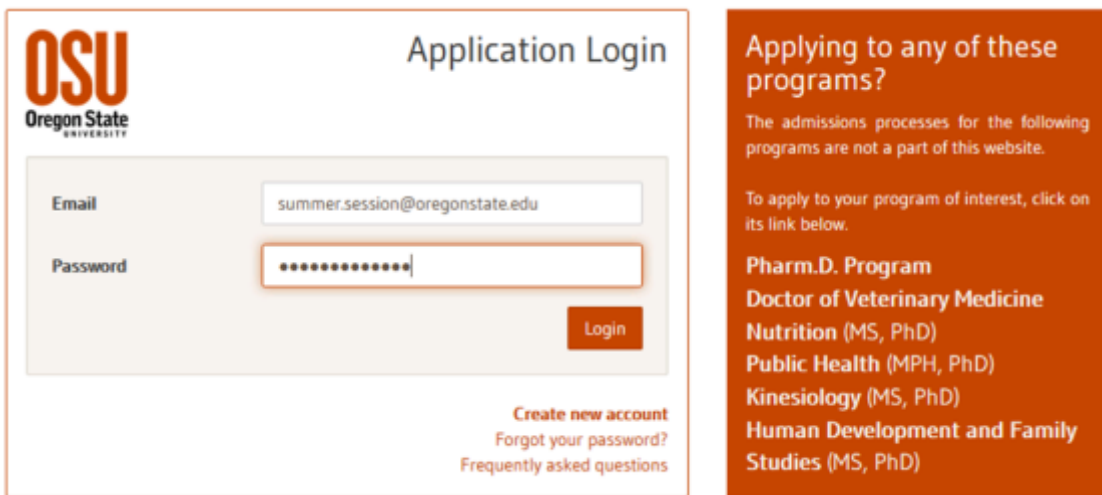
This email will be used for official correspondence. If you are a current or prior OSU student or employee, please use your ONID email address. Please do not use a Microsoft email account.

[Return to Login Page](#)

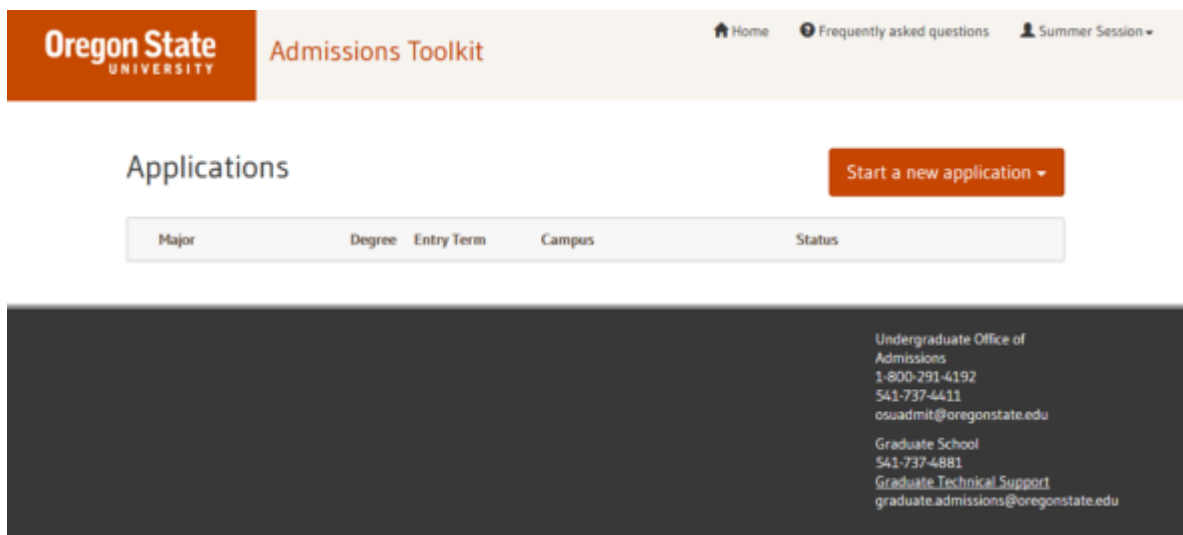
6. Next the following message will appear. Follow the instructions noted within it by going to the email account you entered and clicking the link to reset your password.



Once complete, you should be able to use your email address and password to login to your application account.



7. Once logged in, click **'Start a New Application'** button and then select **'Non-degree Admission'** from the dropdown menu.



8. When this pop-up appears, select “I will have a degree”:

Have you earned (or will you earn prior to enrolling) a bachelor's degree?

Note: Non-degree students do not qualify for financial aid. Non-degree students are part-time and are expected to enroll in 8 credits or less per term. [Learn more about becoming a non-degree student.](#)

I will not have a degree

I will have a degree

Please select the date you received or will receive your degree:

9. Answer the following questions as they apply to you:

Start a New Graduate Application

Answer each of the following questions and click 'Save & Continue' at the bottom of the page to begin your application.

Note: You must create a separate application for each Major and Degree to which you wish to apply.

Non Degree Seeking Applicants:

Restrictions apply regarding the number of credits allowed in non-degree status, transfer credit, financial aid, international applications and subsequent admission to a degree program at OSU. Before proceeding, it is important to read [this information](#).

Degree/Certificate Seeking	<input type="text" value="No"/>
Citizenship	<input type="text" value="US Citizen"/>
Campus	<input type="text" value="Oregon State University (Corvallis, OR)"/>
Graduate Program Start Term	<input type="text" value="Summer 2017"/>

10. Confirm your answers, then click **'Yes, start my application'** button.

Is this the program to which you intend to apply?

Degree/Certificate Seeking:	No
Citizenship:	US Citizen
Campus:	Oregon State University (Corvallis, OR)
Graduate Program Start Term:	Summer 2017

Once the application is started, this information cannot be changed.

[Yes, start my application](#) [No, I want to change my answers](#)

11. Proceed through and answer the questions required within each of the sections (personal, contact, residency, academic interest and release authorization) shown on the right side of the screen. Once each section shows 100% complete, then click **'submit application'** and follow the prompts to submit your \$35 processing fee (credit/debit card).

Oregon State UNIVERSITY Admissions Toolkit Home Frequently asked questions Summer Session

Application Summary Non-Degree Seeking Summer 2017 Oregon State University (Corvallis, OR) Unsubmitted

Application Checklist

This is a checklist of your application sections. When you answer all required questions in a section, a checkmark will appear by that section. When you have provided all the application information, click **Submit Application** to start the application process. Incomplete applications may be completed at a later time.

Required	Section
0%	Personal Information
0%	Contact Information
0%	Residency Information
0%	Disclosures
0%	Non-Degree Specific
0%	Document Upload

Overall progress: 0.0%

[Submit Application](#)

Status: Started 3/22/2017 >>> In Progress >>> Processing Application >>> Application Review

Within two business days **AFTER** submission, you will receive an email confirmation from the OSU Admissions Office containing your **OSU Student ID** (93x-xxx-xxx), **GAP** (General Access PIN; your birthdate in mmddyy format), along with instructions about how to set up your **OSU (ONID) Email** account and register for courses. Registration opens April 16, 2017. *Be sure to check your 'junk' or 'spam' folders as confirmation emails from the OSU Admissions Office have been known to be automatically placed there.*

Questions? Need Help?

Contact: Laura Collins at 800-375-9359 (x79608) | 541-737-9608 | laura.collins@oregonstate.edu

(3/28/17)